

## On-Line Portal Entry Instructions for Swimming Competitions

### On-Line Meet Entry for the SE London Winter Short Course Competition 2025

Thank you for inputting your entries electronically. This has a number of advantages for both the club and for the event admin people.

- It allows you to be certain that times you submit will be entered into the meet correctly;
- It allows you to get immediate feedback on probable rejections allowing time to resolve before the closing date;
- It speeds up the generation of the meet programme and the list of rejected swimmers (if any); and
- Allows payments to be made on-line if this is preferred.

We have put together the following process flow and instructions which we hope you will find helpful. This document does not cover the steps you need to take in your team management systems to set up the meet and enter your swimmers. However, we have included some recommendations based on our experience. Please check your own help documents and instructions with this process.

If you have any questions when following these instructions, please feel free to contact me. Once again, thank you for agreeing to submit your entries electronically, it is much appreciated.

**Alan Thurlow**  
[alancthurlow@gmail.com](mailto:alancthurlow@gmail.com)

## Table of Contents

1. Logging into the On-Line Entry Portal.....	1
2. Importing the Meet Information .....	2
3. Exporting your meet entries.....	2
4. Team Management System Guidance .....	2
5. Uploading your Entry File .....	3
6. Submitting a Club Entry .....	3
7. Checking your entries and upload a new file.....	4
8. Submitting an Individual Entry .....	4
9. Relay Entries.....	4
10. Para-swimmer Entries.....	6
11. After the Meet Closing Date.....	6
12. On-Line Payments .....	6


## 1. Logging into the On-Line Entry Portal

1. Access the portal using this URL <https://meetentries.co.uk/>
2. You will see the log in screen

Register Sign In

**Boost your meets.  
Start using Meet Entries today.**

Featured Meets

 **London Region**  
SE London Youth Summer  
Championships 2022 - Qualifying Entry

ENTRIES OPEN NOW

Register Sign In

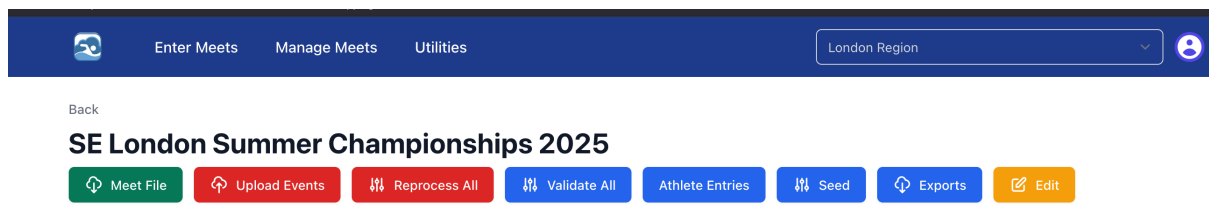
If you have already registered for a previous meet, use the Sign In button. If you have never used MeetEntries.co.uk click Register to create a free account

## On-Line Portal Entry Instructions for Swimming Competitions

3. When you access for the first time you will need to register. Select the button at the top right of the screen and follow the instructions.
4. Return to this screen and log in with your registered user name and password.

## 2. Importing the Meet Information

1. There are two routes to accessing the Meet Events file. The first is to select the green button at the top left of the meet page and download the file containing the meet events for the meet you want to enter from the portal.



The second route is to download the file from the Meet Page on the London Region website.

2. The file name is “Meet Events-SE London Winter Championship 2025-1Nov2025-001.zip”. Copy the file to your desktop.
3. Import this file into your Team Management system.

## 3. Exporting your meet entries

1. You need to follow your team management systems instructions to create a meet entry file. We accept files in the SD3 or HY3 formats.
2. Save your meet entry file to your desktop and log onto the Entry Portal.

## 4. Team Management System Guidance

1. You should consult your team management systems help documents for the appropriate entry process. We give guidance here for some of the more popular systems in use.
2. The first question is do I have a qualifying time. On the meet file in your team management system, you need to ensure you have selected “**enforce qualifying times**” so that you only select times that meet the qualification requirements.
3. The second question is do I have a qualifying time that appears on Rankings at the right licence level and has been swum since the date specified in the Meet Events file. For the Masters meet this year, times gained at a Level 0 meet or above are eligible for entry. The date of the swim on Rankings must be on or after 1 January 2021.
  - a. **Team Unify.** Set the entry criteria to “convert all times to LCM” instead of “multi-cut course LSY”. This converts all SC times to LC using the US conversion standards which may result in a rejection if the original SC time is outside the SC qualifying time. However, this should ensure all properly qualifying entries are included in the portal. When you create your meet entry file for upload, check the box “Export entry times as unconverted” before you create your extended SD3 file. You also have the option to use times from the same meet type. This will allow you to exclude Level X meets. To do this you need to create a “County” meet type, say type 2, that is then used to identify all meets at level 1, 2, 3 or 4 as you set them up. You will set the meet type for the county meets as Type 2.
  - b. **Swim Manager.** Set the meet to the course being swum, which is Long Course for the county championships, and allow conversions. This works the same way as Team Unify but uses the Swim England conversion factors. The entry file automatically includes swum times by default. You also need to select Levels 1-4 in the meet QT Licence Level.
  - c. **HyTek Team Manager.** I do not think this has the same facility as Team Unify so I am afraid this is a manual effort to enter a custom SC time, if LSY multi-cut course is selected, and the swimmer has a faster converted SC time than their LC PB.

## On-Line Portal Entry Instructions for Swimming Competitions

### 5. Uploading your Entry File

1. Log in to the On-Line Entry Portal. You will be presented with a list of all the featured meets using the portal.
2. Select the one you wish to enter.
3. On the home entry screen for the meet you have selected you will have up to five options as shown.

**Swim England London SE London Winter Championships 2025**  
London Region

Licence	Meet Start Date 01/11/2025	Meet End Date 02/11/2025	Age at Date 31/12/2025
Entries Open Date 01/05/2025	Entries Close Date 22/10/2025	Entries Open Time	Entries Close Time

[View More Details](#) [View Your Entries](#) [New Individual Entry](#) [New Club Entry](#) [New Relay Entry](#)

4. “View Your Entries” allows you to view entries already submitted. We will come back to this option later. “New Club Entry” is the option you should use for all entries other than para-swimmer entries. Para-swimmers should be entered using the “New Individual Entry” option.
5. In both cases you need to select the button and complete all the fields in the entry form.
6. “View More Details” allows you to view the details of the meet and can also be used to select your entries already submitted.
7. “New Relay Entry” allows you to manually add a relay if your team management system does not provide a file in the correct format.

### 6. Submitting a Club Entry

1. When you select the New Club Entry button, you will see a screen similar to the one below.

SE London Youth Summer Championships 2022 - Qualifying Entry Draft

By completing this form:

- You are permitting London Region to contact you on the email you provide should we need to communicate regarding the SE London Youth Summer Championships 2022 - Qualifying Entry. Your email will be deleted from this submission after the meet is completed in accordance with our Data Protection Policy set out in the meet's Promoter's Conditions.
- You are confirming that all Club personnel will comply with the Promoter's Conditions, any published COVID Protocols and Swim England Wavepower procedures governing the safeguarding of children and vulnerable adults.

**Contact Details**  
Enter the relevant contact information for this entry

Organisation:

First Name:  Last Name:

Contact Phone Number:  Contact Email:

**Bank Details**  
Please provide your bank account details so that we can quickly refund any money to be returned.

Bank Account Name:

Bank Sort Code:  Bank Account Number:

**Meet Entry**  
Upload the meet entry file for your club

Meet Management Software:

Meet Entry File:

Upload a file or drag and drop (20 MB)

2. The Contact Details allow you to change who will own this entry as far as the meet communications is concerned.
3. Bank Details are those of your club to which we can pay any refunds.

## On-Line Portal Entry Instructions for Swimming Competitions

4. Meet Entry is where you select your Team Management Software and the type of file it exports.
5. Select "Upload a File" and browse to the meet entry file you saved from your team management software
6. Select Save.
7. We will check the entries against the qualifying times and against Rankings. You will receive an email confirming the details of your entry, the total cost and an excel file showing the results of those checks.
8. If you have any exceptions, you can make the corrections in your team management system and upload a new file. Please delete any existing files when you re-submit.

## 7. Checking your entries and upload a new file

1. Return to the home entry page for the meet you wish to check and select the button "View Your Entries" and you will see a screen similar to the one below:

Back

### SE London Age Group Summer Championships 2022 - Qualifying Entry

Details	Dates	Entry Criteria	Fees	My Entries
#	OWNER	TYPE	# ATHLETES	STATUS
349	Alan Thurlow	Club	5	Processed <span>Delete</span> <span>View</span>

2. This will list all the entry files that you have in the meet. When you enter your new updated file you need to delete this one so that you only have one set of entries in the system for which you will need to pay the entry fees. If you have more than one file, they must include unique entries.
3. If you select "View", you will be provided options to list the athletes, the individual entries or the relay entries from your club in this meet.
4. Your list of individual entries will show two columns of faces that will be either green, amber or red. The first column shows whether the time appears on Rankings (Valid) for the course entered and the second shows whether the time meets the qualifying times (Green smiley face) or the Consideration Times (Amber smiley face). If any of these are a red unhappy face, you should go back to your team management system and correct the errors, uploading a new corrected file.

## 8. Submitting an Individual Entry

1. When you select the New Individual Entry button, you will see the same contact screen as for the Club Entry. The next step will ask for the details of the swimmer. If the swimmer is a para swimmer, their classification should be entered in this screen. The final screen allows you to enter the swimmer's times for those entries they want to make. Please make sure the times you enter are valid times on rankings for the course selected.
2. After this process, all review actions are the same as for a Club entry.

## 9. Relay Entries

1. Relay entries can be made through your team management system or through the "New Relay Entry" button on the meet entry page.
2. If you use your team management system, please follow the instructions for that software. If you use the portal, please select the "New Relay Entry" button and follow the following instructions.

## On-Line Portal Entry Instructions for Swimming Competitions

**Swim England London** SE London Region Masters Championships 2025  
London Region

Licence	Meet Start Date	Meet End Date	Age at Date
Unlicenced	17/05/2025	17/05/2025	31/12/2025
Entries Open Date	Entries Close Date	Entries Open Time	Entries Close Time
04/03/2025	22/04/2025	13:00:00	

View More Details View Your Entries New Individual Entry New Club Entry New Relay Entry

- The initial registration screen is the same as for an individual entry but then you will be presented with the team entry screen for each relay event available in the meet.

Back

### New Entry - SE London Region Masters Championships 2025

SE London Region Masters Championships 2025 Draft

**Event 13: 18/Over 4x50 Freestyle Team (X)**

You have no team entries for this event

[Add Your First Team](#)

- Select the button to add your first team. You will see the following screen showing your team.

SE London Region Masters Championships 2025 Draft

**Event 13: 18/Over 4x50 Freestyle Team (X)**

#	EVENT	AGE	SEX	TEAM	TIME
13	4x50 Freestyle Team	18/Over	X	A	NT

#	First Name	Last Name	Preferred Name	Date of Birth	Registration Number	Sex
	<input type="text"/>	<input type="text"/>	<input type="text"/>	dd / mm / yyyy	<input type="text"/>	<input type="text"/>

[Add Another Team](#)

- Select "Add Another Team" button to add another team in this event. Select the person icon to add your swimmers in their swim order. Once completed the screen will look like the screen below.






## On-Line Portal Entry Instructions for Swimming Competitions

SE London Youth Summer Championships 2022 - Qualifying Entry Entry Number: 1687 Processed

Contact Athletes Entries **Relays**

#	EVENT	AGE	SEX	TEAM	TIME
502	4x100 Freestyle Team	Ages 14-16	M	A	4:03.46 LCM

#	First Name	Last Name	Preferred Name	Date of Birth	Registration Number	Sex
 <input type="checkbox"/> <input type="checkbox"/>	1	Harry	Potter	08/05/2006	44894	M
 <input type="checkbox"/> <input type="checkbox"/>	2	Lucius	Malfoy	06/10/2006	54890	M
 <input type="checkbox"/> <input type="checkbox"/>	3	Ronald	Weasley Ron	29/04/2007	35689	M
 <input type="checkbox"/> <input type="checkbox"/>	4	Albus	Dumbledore Professor	24/04/2006	24578	M
	<input type="text"/>	<input type="text"/>	<input type="text"/>	<input type="text" value="dd/mm/yyyy"/>	<input type="text"/>	<input type="text" value=""/>

- To change the swim order, use the up and down arrows against the person's name. To add an additional swimmer, use the person icon at the bottom to enter their details. You can have up to eight swimmers in a relay team. The first four will be selected to swim in that order unless changed in the portal before midnight on the day before the meet or on the day of the meet in the timing suite before the cut off specified in the meet information.

### 10. Para-swimmer Entries

- All Para-swimmers must complete an Individual Entry form for the competition they wish to enter.
- They must also enter their classification codes. This will ensure the correct QTs are used for validation (if relevant).
- If a Para-swimmer is entering an event that is not available to Para-swimmers, they must enter through their Club Entry or through a separate Individual Entry without using their classification codes.

### 11. After the Meet Closing Date

- After the closing date, we will determine how many swimmers will be accepted to fulfil the requirements of the meet timeline.
- Once the meet is seeded, you will see the seed number appear in your list of entries and those seeded will be shown as either accepted or rejected depending on the space available. If an entry was rejected as invalid on entry, it will not be seeded, and will be marked as rejected.

### 12. On-Line Payments

- On-Line payments are now available in the portal. You can pay by credit card, on-line bank transfer or off-line bank transfers.
- Your entry confirmation screen after submitting your entries will look similar to the page below. A date will be shown by which you need to have completed your payment. For this meet, you should pay after the accepted entries have been published.

[Back](#)

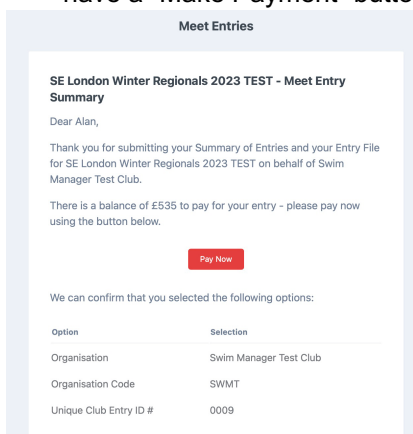
#### Meet Entry Confirmation

SE London Winter Regionals 2023 TEST Entry Number: 0009 Draft

**Payment Details**  
Please pay using the link in your confirmation email. Payment must be made before the closing date.  
Thank you for your interest in our event.  
Best regards,  
Swim Manager Test Club - Swimming Events Team.

## On-Line Portal Entry Instructions for Swimming Competitions

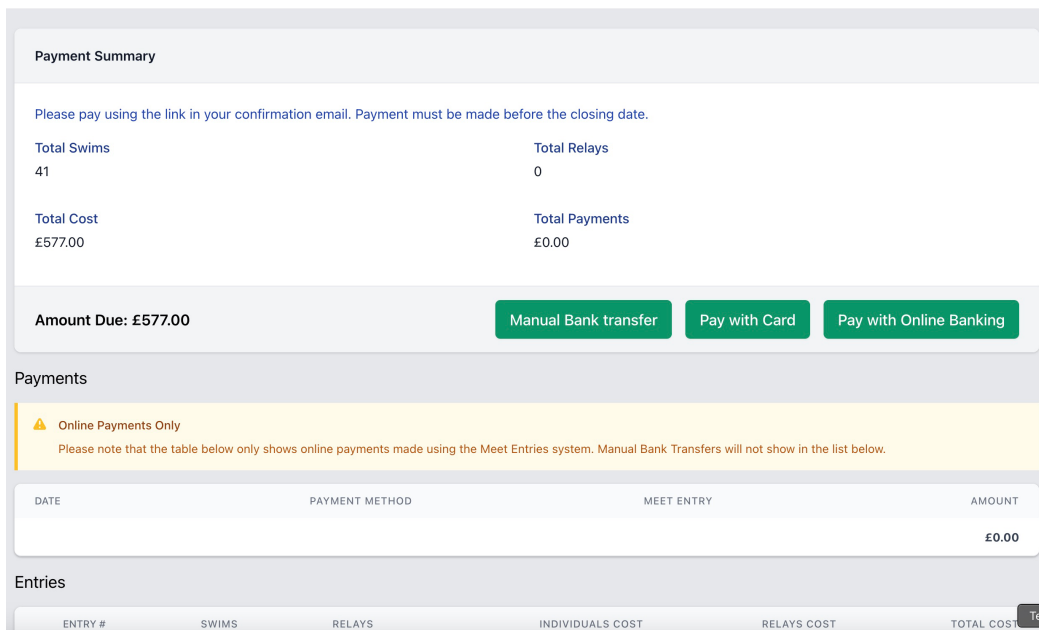
- Your Entry Confirmation email will show the amount to be paid for your validated entries and will have a “Make Payment” button.



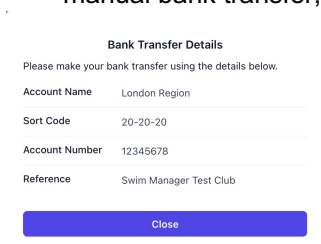
- Select the “Make Payment” button when you are ready to pay your fees, and you will be taken to the Payment Page.

### Meet Payment

SE London Winter Regionals 2023 TEST



- You can make the payment with a credit/debit card, an online bank transfer or a Manual Bank Transfer. Each selection will have a set of instructions which you should follow. If you select a manual bank transfer, the transfer details will be shown:



- The Amount Due shows the total due and will include all valid entries made net of any rejections. If you have made an individual entry for a para swimmer, it will be included in the total. The bottom of the Meet Payment screen will show the breakdown of the entry fees due, and any

## On-Line Portal Entry Instructions for Swimming Competitions

payments already made through the system. Off-line manual bank transfers will not be included in this list of payments.

Payments			
⚠ Online Payments Only			
Please note that the table below only shows online payments made using the Meet Entries system. Manual Bank Transfers will not show in the list below.			
DATE	PAYMENT METHOD	MEET ENTRY	AMOUNT
			£0.00

Entries					
ENTRY #	SWIMS	RELAYS	INDIVIDUALS COST	RELAYS COST	TOTAL COST
4	3	0	£42.00	£0.00	£42.00
9	38	0	£535.00	£0.00	£535.00
	41	0			£577.00

7. Payment needs to be made after the accepted entries are published and before the date listed in the Promoter's Conditions. Any rejections made because of the meet being over-subscribed will be netted off against your account so that you only need to pay the net amount.
8. Any refunds due will be processed after the meet. Please contact our treasurer if you think you are due one.